

Signify Classified - Internal
Cooper Lighting Solutions Photometric Lab
1121 Highway 74 South
Peachtree City, GA 30269



Scaled data based on original data using
LM-79-08 Approved Method: Electrical and Photometric Measurements of Solid-
State Lighting Products

Test Report Prepared for
Cooper Lighting Solutions
(formerly Eaton)

Brand: INVUE

Report Number: P868944

Luminaire Tested: **EMM2-HSN-SA2A-727-U-T3**

Issue Date: 08/22/2024



Test Information

Test Method: LM-79-08
Report Number: P868944
Test Lab: INNOVATION CENTER(G3)
Issue Date: 08/22/2024
Manufacturer: COOPER LIGHTING SOLUTIONS (FORMERLY EATON)
Product Line: INVUE
Catalog Number: EMM2-HSN-SA2A-727-U-T3
Description: EPIC MODERN SHORT HOUSING DISCRETE LED ARRAYS 70W 70CRI 2700K
FIXTURE w/ TYPE III DISTRIBUTION OPTIC
Light Source: (20) 2700K CCT, 70 CRI LEDS
Ballast/Driver: ELECTRONIC DRIVER

Summary

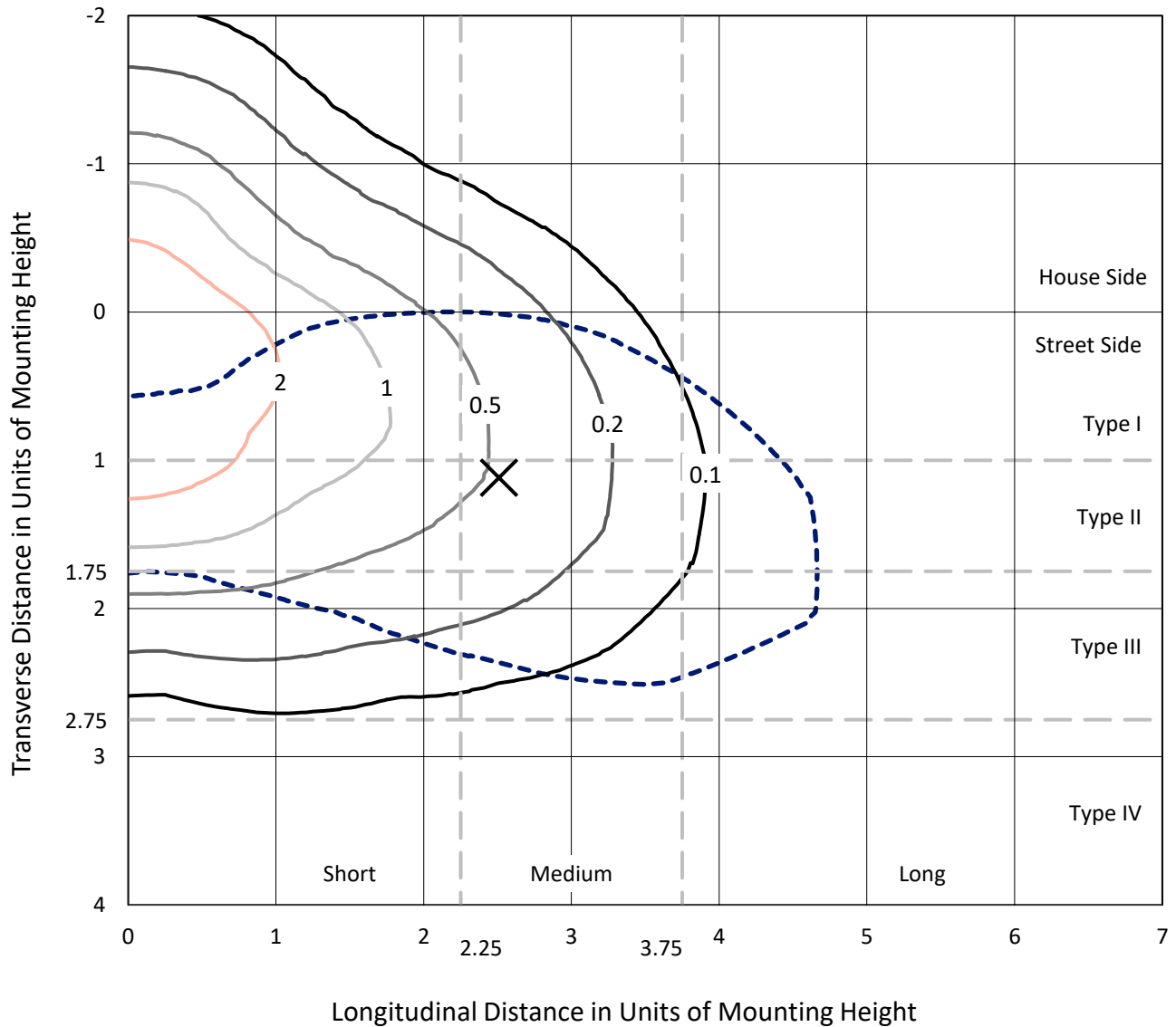
Lumens per Lamp: N/A
Luminaire Lumens: 8652.7 lumens
Efficiency: N/A
Efficacy: 141.8 lumens/watt
Luminous Opening: Rectangular (W 0.67' x L: 0.33' x H: 0')
IES Classification: Type III - Medium
BUG Rating: B2 - U0 - G2

Input Watts (W): 61
Input Voltage (V): 120
Input Current (A_{in}): NR
Voltage Rise (V): NR
Power Factor: 0.99
Total Harmonic Distortion (THDi): 9.89%
Frequency (hertz): 60
Stabilization Time: NR
Operation Time: NR
Ambient Temperature (°C): NR
Test Distance: 24 FT

REPORT NUMBER: P868944
 CATALOG NUMBER: EMM2-HSN-SA2A-727-U-T3

Iso-Footcandle Lines of Horizontal Illumination

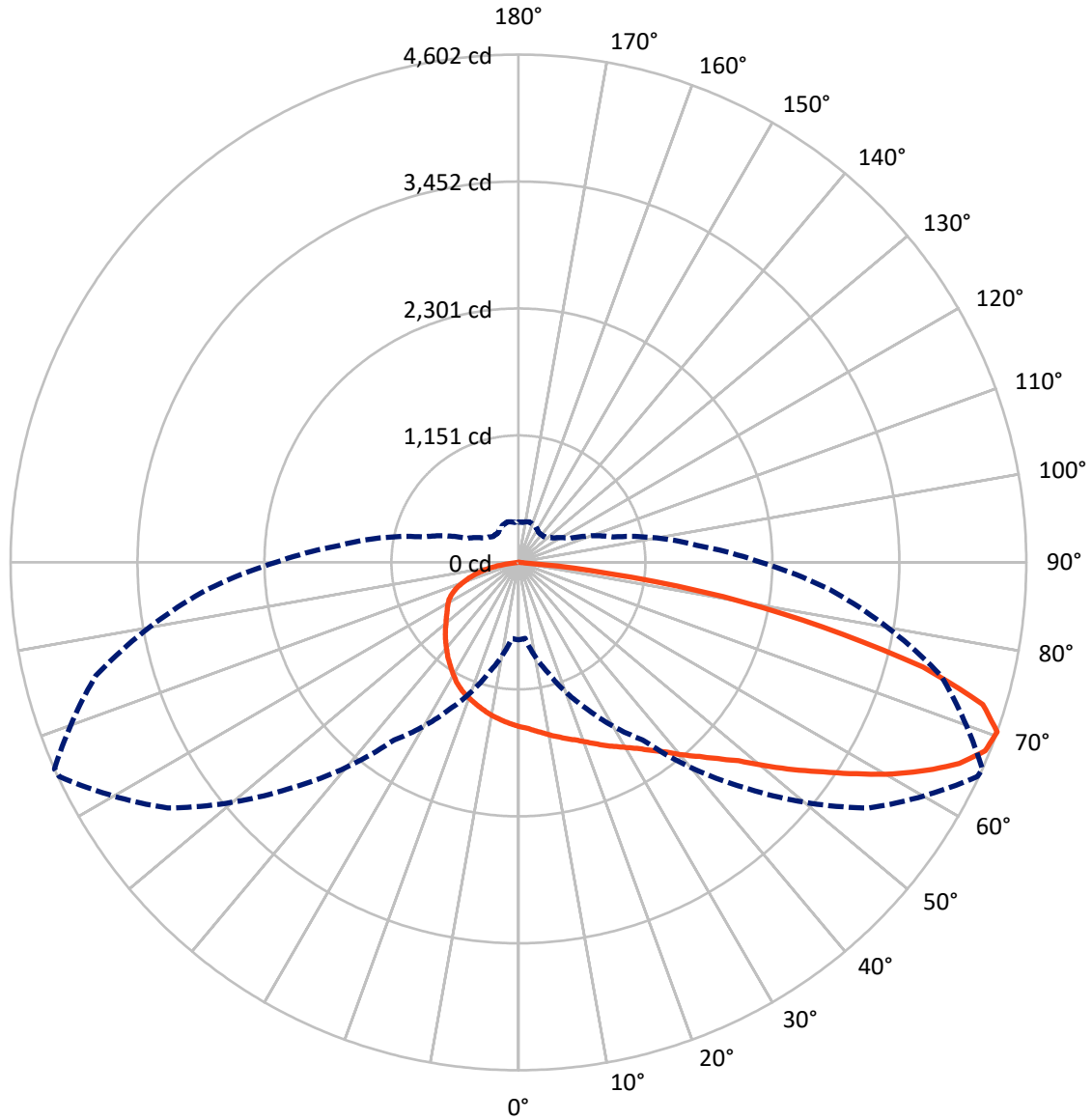
× Max cd
 - - - 1/2 Max cd



Based on 20 foot mounting height. Maximum calculated value = 4 fc
 Type III - Medium - N/A

REPORT NUMBER: P868944
CATALOG NUMBER: EMM2-HSN-SA2A-727-U-T3

Luminous Intensity Polar Plot



— Vertical Plane Through 66-Deg Lateral - - - Horizontal Cone Through 70-Deg Vertical

REPORT NUMBER: P868944
 CATALOG NUMBER: EMM2-HSN-SA2A-727-U-T3

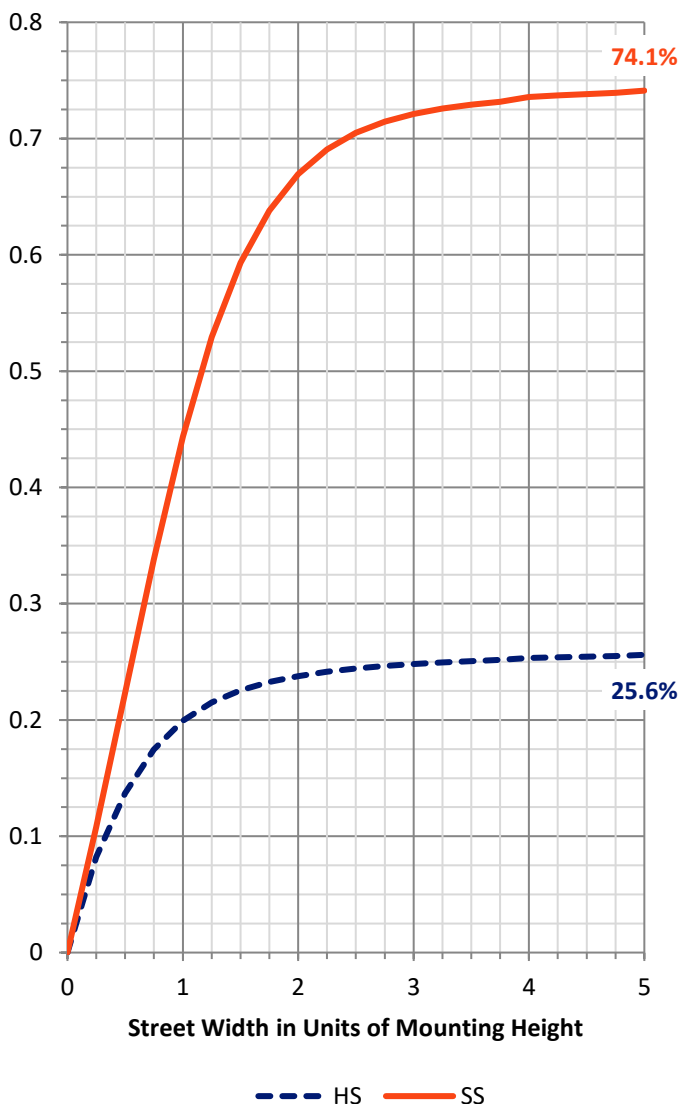
FLUX DISTRIBUTION:

		Downward	Upward	Total
House Side	Lumens	2229.9	0.0	2229.9
	% Fixture	25.8	0.0	25.8
Street Side	Lumens	6422.8	0.0	6422.8
	% Fixture	74.2	0.0	74.2
Total	Lumens	8652.7	0.0	8652.7
	% Fixture	100.0	0.0	100.0

ZONAL LUMENS:

Zone	Lumens	% Fixture
0°-10°	142.5	1.6
10°-20°	424.4	4.9
20°-30°	712.8	8.2
30°-40°	1073.9	12.4
40°-50°	1457.9	16.8
50°-60°	1732.5	20.0
60°-70°	1768.1	20.4
70°-80°	1182.6	13.7
80°-90°	158.2	1.8
90°-100°	0.0	0.0
100°-110°	0.0	0.0
110°-120°	0.0	0.0
120°-130°	0.0	0.0
130°-140°	0.0	0.0
140°-150°	0.0	0.0
150°-160°	0.0	0.0
160°-170°	0.0	0.0
170°-180°	0.0	0.0
0°-90°	8652.7	100.0
0°-180°	8652.7	100.0

Coefficient of Utilization



REPORT NUMBER: P868944

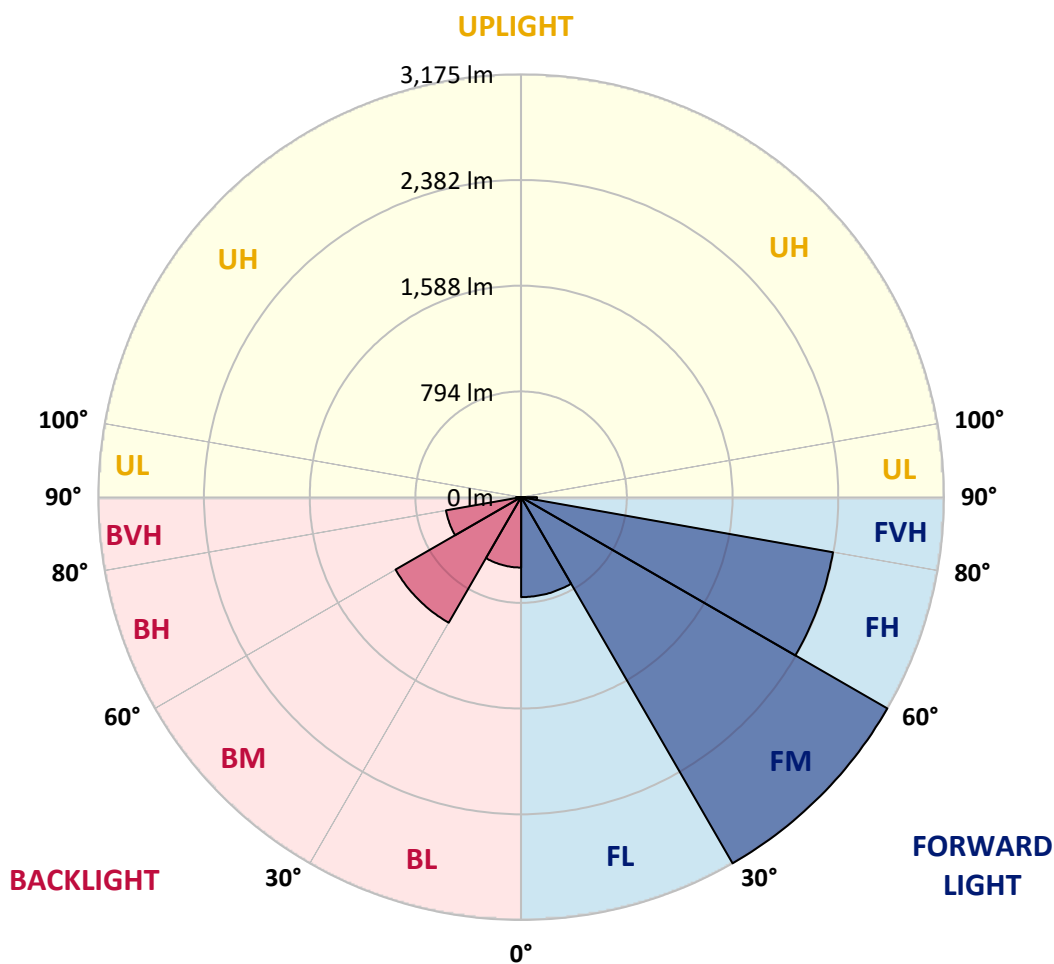
CATALOG NUMBER: EMM2-HSN-SA2A-727-U-T3

LUMINAIRE CLASSIFICATION SYSTEM LUMEN TABLE AND BUG RATING:

Zone		Lumens	% Fixture	Zone Rating/Lumen Limit		
				B	U	G
FL	(0°-30°)	750.9	8.7			
FM	(30°-60°)	3175.4	36.7			
FH	(60°-80°)	2378.1	27.5			G2/5000
FVH	(80°-90°)	118.5	1.4			G2/225
BL	(0°-30°)	528.7	6.1	B2/1000		
BM	(30°-60°)	1088.8	12.6	B2/2500		
BH	(60°-80°)	572.6	6.6	B2/1000		G2/1000
BVH	(80°-90°)	39.7	0.5			G1/100
UL	(90°-100°)	0.0	0.0		U0/0	
UH	(100°-180°)	0.0	0.0		U0/0	

BUG Rating: B2-U0-G2

Type III Medium





REPORT NUMBER: P868944

CATALOG NUMBER: EMM2-HSN-SA2A-727-U-T3

CANDELA DISTRIBUTION (FULL):

	0°	5°	15°	25°	35°	45°	55°	65°	66°	75°	85°
0°	1488.7	1488.7	1488.7	1488.7	1488.7	1488.7	1488.7	1488.7	1488.7	1488.7	1488.7
2.5°	1542.0	1535.2	1530.0	1533.4	1523.1	1526.6	1514.5	1505.9	1504.2	1500.8	1497.3
5°	1590.2	1590.2	1581.6	1581.6	1569.5	1567.8	1550.6	1531.7	1531.7	1519.7	1505.9
7.5°	1641.7	1638.3	1628.0	1626.3	1612.5	1609.1	1590.2	1560.9	1559.2	1536.9	1516.2
10°	1677.8	1679.6	1672.7	1672.7	1662.4	1653.8	1626.3	1595.3	1591.9	1562.7	1530.0
12.5°	1705.4	1708.8	1707.1	1707.1	1698.5	1698.5	1667.5	1626.3	1622.8	1585.0	1538.6
15°	1734.6	1732.9	1738.0	1739.7	1736.3	1731.1	1708.8	1660.7	1658.9	1609.1	1550.6
17.5°	1760.4	1758.6	1760.4	1769.0	1770.7	1770.7	1748.3	1698.5	1691.6	1638.3	1560.9
20°	1775.8	1779.3	1786.1	1796.5	1801.6	1815.4	1796.5	1743.2	1736.3	1669.3	1583.3
22.5°	1834.3	1824.0	1829.1	1836.0	1842.9	1861.8	1844.6	1789.6	1784.4	1715.7	1609.1
25°	1934.0	1934.0	1922.0	1909.9	1901.3	1909.9	1896.2	1842.9	1839.4	1756.9	1638.3
27.5°	2107.6	2107.6	2081.8	2037.1	1980.4	1964.9	1954.6	1899.6	1889.3	1801.6	1657.2
30°	2327.7	2334.5	2288.1	2212.5	2107.6	2038.9	2013.1	1952.9	1947.7	1846.3	1686.4
32.5°	2563.2	2576.9	2542.6	2432.5	2260.6	2126.5	2085.3	2023.4	2011.4	1899.6	1724.3
35°	2774.6	2788.4	2742.0	2638.8	2418.8	2253.7	2171.2	2100.7	2093.9	1968.4	1781.0
37.5°	2946.5	2950.0	2920.8	2795.3	2551.2	2360.3	2277.8	2193.6	2179.8	2050.9	1841.2
40°	3128.8	3142.5	3113.3	2958.6	2671.5	2475.5	2384.4	2305.3	2293.3	2136.8	1897.9
42.5°	3319.6	3317.9	3317.9	3099.5	2791.8	2571.8	2499.6	2411.9	2405.0	2224.5	1959.8
45°	3436.5	3443.4	3424.5	3183.8	2968.9	2671.5	2611.3	2547.7	2535.7	2346.6	2040.6
47.5°	3465.7	3450.2	3364.3	3249.1	3168.3	2774.6	2752.3	2714.5	2687.0	2480.7	2140.3
50°	3426.2	3402.1	3352.3	3278.3	3242.2	2898.4	2895.0	2913.9	2895.0	2644.0	2255.5
52.5°	3278.3	3274.9	3266.3	3283.5	3225.0	2996.4	3056.6	3121.9	3118.5	2810.7	2375.8
55°	2967.2	2989.5	3092.7	3201.0	3159.7	3063.4	3237.1	3362.6	3348.8	3006.7	2499.6
57.5°	2649.1	2671.5	2803.9	3061.7	3096.1	3135.6	3439.9	3635.9	3613.6	3219.9	2613.0
60°	2372.4	2348.3	2480.7	2852.0	3006.7	3201.0	3641.1	3912.7	3893.8	3433.1	2729.9
62.5°	1934.0	1958.1	2169.5	2546.0	2881.2	3242.2	3806.1	4163.7	4151.6	3629.0	2824.5
65°	1530.0	1497.3	1815.4	2224.5	2664.6	3228.5	3948.8	4399.2	4390.6	3821.6	2896.7
67.5°	1040.1	1017.7	1437.2	1904.8	2370.6	3118.5	3981.4	4557.3	4560.8	3935.0	2915.6
70°	701.4	691.1	1033.2	1464.7	1963.2	2881.2	3880.0	4590.0	4602.0	3964.3	2831.4
72.5°	517.5	515.7	756.4	1045.2	1461.2	2432.5	3603.2	4376.8	4399.2	3758.0	2583.8
75°	407.4	412.6	539.8	742.7	974.7	1799.9	3030.8	3752.8	3787.2	3245.7	2145.4
77.5°	333.5	333.5	378.2	532.9	651.5	1117.4	2179.8	2747.1	2815.9	2504.7	1652.1
80°	269.9	275.1	280.2	371.3	431.5	637.8	1268.7	1832.6	1882.4	1744.9	1193.1
82.5°	147.8	158.2	153.0	192.5	216.6	295.7	503.7	740.9	816.6	727.2	541.5
85°	10.3	6.9	12.0	15.5	18.9	29.2	39.5	55.0	51.6	73.9	37.8
87.5°	1.7	1.7	1.7	3.4	3.4	5.2	6.9	6.9	6.9	6.9	6.9
90°	0.0	0.0	0.0	0.0	0.0	0.0	0.0	0.0	0.0	0.0	0.0



REPORT NUMBER: P868944

CATALOG NUMBER: EMM2-HSN-SA2A-727-U-T3

CANDELA DISTRIBUTION (continued):

	90°	95°	105°	115°	125°	135°	145°	155°	165°	175°	180°
0°	1488.7	1488.7	1488.7	1488.7	1488.7	1488.7	1488.7	1488.7	1488.7	1488.7	1488.7
2.5°	1495.6	1487.0	1473.3	1469.8	1464.7	1457.8	1450.9	1440.6	1437.2	1440.6	1444.0
5°	1497.3	1485.3	1463.0	1449.2	1435.5	1423.4	1409.7	1395.9	1387.3	1389.0	1395.9
7.5°	1502.5	1485.3	1450.9	1428.6	1406.2	1387.3	1365.0	1349.5	1339.2	1340.9	1346.1
10°	1509.4	1485.3	1444.0	1406.2	1375.3	1347.8	1325.4	1306.5	1296.2	1294.5	1296.2
12.5°	1511.1	1483.6	1428.6	1382.2	1344.3	1308.2	1284.2	1267.0	1256.7	1251.5	1254.9
15°	1516.2	1478.4	1413.1	1356.4	1310.0	1272.1	1242.9	1222.3	1215.4	1212.0	1210.2
17.5°	1523.1	1476.7	1399.4	1330.6	1275.6	1232.6	1206.8	1186.2	1177.6	1174.1	1177.6
20°	1533.4	1478.4	1383.9	1304.8	1244.6	1201.7	1172.4	1151.8	1144.9	1143.2	1141.5
22.5°	1547.2	1481.9	1371.8	1280.7	1210.2	1167.3	1138.0	1124.3	1119.1	1120.9	1120.9
25°	1560.9	1485.3	1354.7	1248.1	1174.1	1129.5	1108.8	1098.5	1101.9	1108.8	1108.8
27.5°	1573.0	1483.6	1330.6	1213.7	1131.2	1089.9	1074.4	1076.2	1084.8	1096.8	1098.5
30°	1588.5	1483.6	1304.8	1170.7	1083.0	1043.5	1040.1	1053.8	1067.6	1079.6	1079.6
32.5°	1612.5	1493.9	1284.2	1127.7	1033.2	1002.2	1017.7	1036.6	1052.1	1064.1	1067.6
35°	1653.8	1516.2	1270.4	1084.8	985.0	962.7	991.9	1022.9	1033.2	1041.8	1043.5
37.5°	1693.3	1536.9	1253.2	1043.5	935.2	926.6	966.1	998.8	1000.5	1005.7	1005.7
40°	1731.1	1552.4	1230.9	998.8	887.1	887.1	933.5	961.0	957.5	952.4	954.1
42.5°	1772.4	1560.9	1205.1	957.5	847.5	847.5	885.3	909.4	907.7	914.6	919.7
45°	1822.3	1578.1	1170.7	919.7	806.3	799.4	830.3	851.0	876.7	907.7	916.3
47.5°	1891.0	1602.2	1143.2	878.5	771.9	747.8	759.8	802.8	832.0	857.8	861.3
50°	1963.2	1636.6	1119.1	835.5	730.6	687.6	698.0	746.1	763.3	773.6	778.8
52.5°	2040.6	1664.1	1098.5	799.4	687.6	625.8	639.5	685.9	698.0	706.6	708.3
55°	2107.6	1686.4	1072.7	765.0	641.2	567.3	584.5	629.2	641.2	651.5	651.5
57.5°	2178.1	1707.1	1055.5	735.8	591.4	519.2	531.2	575.9	593.1	596.5	601.7
60°	2236.6	1726.0	1040.1	708.3	545.0	476.2	484.8	524.3	545.0	546.7	550.1
62.5°	2277.8	1738.0	1031.5	673.9	498.5	433.2	440.1	479.6	503.7	508.9	510.6
65°	2303.6	1744.9	1016.0	629.2	459.0	397.1	397.1	436.7	460.7	472.8	476.2
67.5°	2291.6	1732.9	974.7	577.6	422.9	361.0	359.3	398.8	419.5	426.3	428.1
70°	2198.7	1662.4	890.5	514.0	385.1	328.3	324.9	361.0	379.9	364.5	366.2
72.5°	2009.6	1502.5	775.3	450.4	345.5	297.4	294.0	324.9	326.6	326.6	324.9
75°	1693.3	1227.4	618.9	383.4	304.3	264.7	266.5	290.5	292.2	300.8	295.7
77.5°	1297.9	909.4	483.1	306.0	257.9	235.5	244.1	252.7	264.7	276.8	264.7
80°	943.8	627.5	335.2	228.6	199.4	199.4	202.9	211.4	228.6	240.7	228.6
82.5°	404.0	276.8	154.7	113.5	98.0	96.3	98.0	98.0	120.3	123.8	108.3
85°	30.9	25.8	18.9	18.9	15.5	8.6	8.6	6.9	5.2	5.2	5.2
87.5°	6.9	5.2	5.2	5.2	3.4	3.4	3.4	3.4	3.4	3.4	3.4
90°	0.0	0.0	0.0	0.0	0.0	0.0	0.0	0.0	0.0	0.0	0.0

LM-79-2019: Approved Method: Electrical and Photometric Measurements of Solid-
State Lighting Products

Report Prepared for

Cooper Lighting Solutions

Streetworks

Report Number: SP1-2407-157-3

Test Date: 08/07/2024

Luminaire Tested: MEM2-HTN-SA-40-727-U-5WQ-2

Data in this report applies to families of products including MEM2-HTN-SA-40-727-U-5WQ-2

Test Information

Test Method: LM-79-2019
 Report Number: SP1-2407-157-3
 Test Lab: COOPER LIGHTING SOLUTIONS
 Photometer: SP1 - 76IN SPHERE
 Measurement Geometry: 4π
 Issue Date: 08/20/2024
 Manufacturer: COOPER LIGHTING SOLUTIONS
 Product Line: Streetworks
 Catalog Number: **MEM2-HTN-SA-40-727-U-5WQ-2**
 Description: Epic Modern Light Square 40W 5WQ Optic and Flare Trim

Spectral Parameters

CCT (K): 2747
 CIE u': 0.2606
 CIE v': 0.5257
 Duv: -0.0005
 CIE x: 0.4552
 CIE y: 0.4082
 CIE z: 0.1366
 Peak Wavelength (nm): 597
 Dominant Wavelength (nm): 584
 Purity: 59.16856
 R_f: 75.5
 R_g: 93.6

CRI (Ra):	71.7		
R1:	68.1	R9:	-35.3
R2:	83.9	R10:	64.2
R3:	94.7	R11:	61.7
R4:	66.3	R12:	53.9
R5:	67.4	R13:	71.2
R6:	78.7	R14:	97.6
R7:	75.0	R15:	59.3
R8:	39.4		



Test Conditions

Stabilization Time: 22M
 Operation Time: 1H 22M
 Sphere Temperature (°C): 24.2

REPORT NUMBER: SP1-2407-157-3

Measurement and Test Equipment			
Instrument	Identification Number	Calibration Date	Calibration Due Date
Photometer	IN0058	6/18/2024	12/18/2024
Power Meter	INXT2011004	2/8/2024	2/8/2025
AC Power Source	IN0063	10/24/2023	10/24/2024
DC Power Source	IN0208	10/24/2023	10/24/2024
Sphere Thermometer	IN0085	10/24/2023	10/24/2024
Room Thermometer	IN0046	10/24/2023	10/24/2024

REPORT NUMBER: SP1-2407-157-3

CIE 1931 Chromaticity Diagram



CIE 1931 Chromaticity Diagram with 2017 ANSI 7-Step and 4-Step Quadrangles



CCT = 2747K
 CIE x = 0.4552
 CIE y = 0.4082
 Duv = -0.0005

Point lies inside the ANSI 2700K 4-step quadrangle

REPORT NUMBER: SP1-2407-157-3

Photopic Flux vs. Wavelength



Photopic Lumens: NR

λ (nm)	Power W [^] /nm	Lumens (ϕ /nm)	λ (nm)	Power W [^] /nm	Lumens (ϕ /nm)	λ (nm)	Power W [^] /nm	Lumens (ϕ /nm)	λ (nm)	Power W [^] /nm	Lumens (ϕ /nm)	λ (nm)	Power W [^] /nm	Lumens (ϕ /nm)
360	0	NR	490	103	NR	620	846	NR	750	20	NR	880	0	NR
365	0	NR	495	130	NR	625	784	NR	755	17	NR	885	1	NR
370	0	NR	500	171	NR	630	720	NR	760	15	NR	890	0	NR
375	0	NR	505	221	NR	635	652	NR	765	13	NR	895	0	NR
380	0	NR	510	268	NR	640	587	NR	770	11	NR	900	0	NR
385	0	NR	515	313	NR	645	521	NR	775	9	NR	905	0	NR
390	0	NR	520	350	NR	650	461	NR	780	8	NR	910	0	NR
395	0	NR	525	381	NR	655	406	NR	785	7	NR	915	0	NR
400	0	NR	530	407	NR	660	353	NR	790	6	NR	920	0	NR
405	2	NR	535	435	NR	665	307	NR	795	5	NR	925	0	NR
410	4	NR	540	462	NR	670	264	NR	800	4	NR	930	0	NR
415	9	NR	545	496	NR	675	227	NR	805	4	NR	935	0	NR
420	20	NR	550	534	NR	680	196	NR	810	3	NR	940	0	NR
425	38	NR	555	582	NR	685	167	NR	815	3	NR	945	0	NR
430	69	NR	560	638	NR	690	144	NR	820	2	NR	950	0	NR
435	120	NR	565	700	NR	695	122	NR	825	2	NR	955	0	NR
440	193	NR	570	767	NR	700	103	NR	830	2	NR	960	0	NR
445	316	NR	575	836	NR	705	88	NR	835	2	NR	965	0	NR
450	469	NR	580	898	NR	710	74	NR	840	1	NR	970	0	NR
455	431	NR	585	947	NR	715	63	NR	845	1	NR	975	0	NR
460	264	NR	590	982	NR	720	54	NR	850	1	NR	980	0	NR
465	197	NR	595	997	NR	725	46	NR	855	1	NR	985	0	NR
470	155	NR	600	997	NR	730	39	NR	860	1	NR	990	0	NR
475	108	NR	605	978	NR	735	33	NR	865	1	NR	995	0	NR
480	90	NR	610	947	NR	740	28	NR	870	1	NR	1000	0	NR
485	92	NR	615	900	NR	745	24	NR	875	1	NR			

REPORT NUMBER: SP1-2407-157-3

Scotopic Flux vs. Wavelength



Scotopic Lumens: NR

S/P: 1.13

λ (nm)	Power W [^] /nm	Lumens (φ/nm)	λ (nm)	Power W [^] /nm	Lumens (φ/nm)	λ (nm)	Power W [^] /nm	Lumens (φ/nm)	λ (nm)	Power W [^] /nm	Lumens (φ/nm)	λ (nm)	Power W [^] /nm	Lumens (φ/nm)
360	0	NR	490	103	NR	620	846	NR	750	20	NR	880	0	NR
365	0	NR	495	130	NR	625	784	NR	755	17	NR	885	1	NR
370	0	NR	500	171	NR	630	720	NR	760	15	NR	890	0	NR
375	0	NR	505	221	NR	635	652	NR	765	13	NR	895	0	NR
380	0	NR	510	268	NR	640	587	NR	770	11	NR	900	0	NR
385	0	NR	515	313	NR	645	521	NR	775	9	NR	905	0	NR
390	0	NR	520	350	NR	650	461	NR	780	8	NR	910	0	NR
395	0	NR	525	381	NR	655	406	NR	785	7	NR	915	0	NR
400	0	NR	530	407	NR	660	353	NR	790	6	NR	920	0	NR
405	2	NR	535	435	NR	665	307	NR	795	5	NR	925	0	NR
410	4	NR	540	462	NR	670	264	NR	800	4	NR	930	0	NR
415	9	NR	545	496	NR	675	227	NR	805	4	NR	935	0	NR
420	20	NR	550	534	NR	680	196	NR	810	3	NR	940	0	NR
425	38	NR	555	582	NR	685	167	NR	815	3	NR	945	0	NR
430	69	NR	560	638	NR	690	144	NR	820	2	NR	950	0	NR
435	120	NR	565	700	NR	695	122	NR	825	2	NR	955	0	NR
440	193	NR	570	767	NR	700	103	NR	830	2	NR	960	0	NR
445	316	NR	575	836	NR	705	88	NR	835	2	NR	965	0	NR
450	469	NR	580	898	NR	710	74	NR	840	1	NR	970	0	NR
455	431	NR	585	947	NR	715	63	NR	845	1	NR	975	0	NR
460	264	NR	590	982	NR	720	54	NR	850	1	NR	980	0	NR
465	197	NR	595	997	NR	725	46	NR	855	1	NR	985	0	NR
470	155	NR	600	997	NR	730	39	NR	860	1	NR	990	0	NR
475	108	NR	605	978	NR	735	33	NR	865	1	NR	995	0	NR
480	90	NR	610	947	NR	740	28	NR	870	1	NR	1000	0	NR
485	92	NR	615	900	NR	745	24	NR	875	1	NR			

REPORT NUMBER: SP1-2407-157-3

Melanopic Flux vs. Wavelength



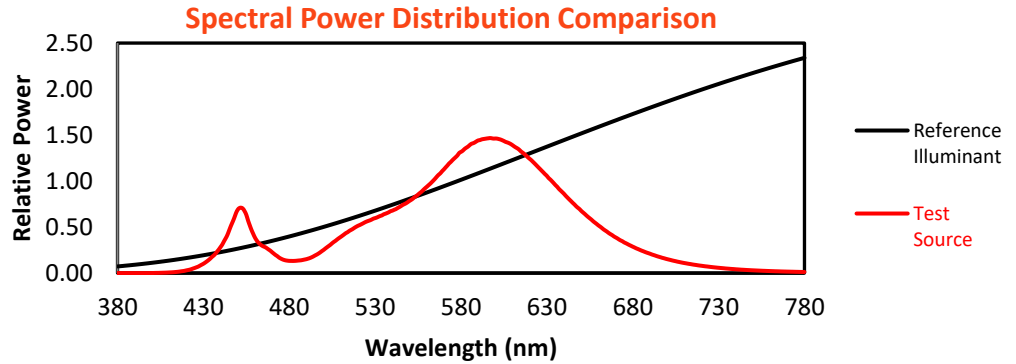
Melanopic Lumens: NR

M/P: 2.04

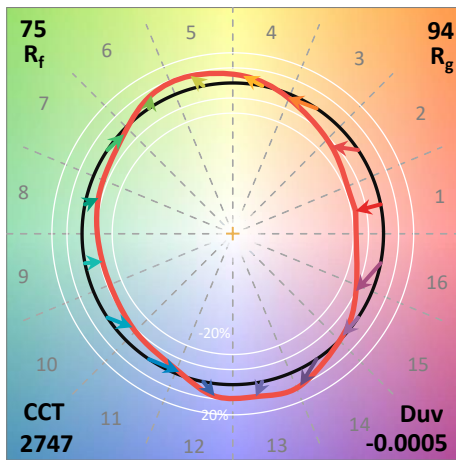
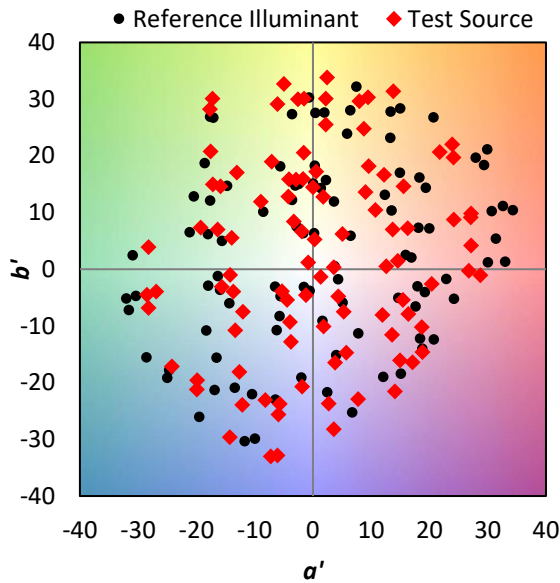
λ (nm)	Power W [^] /nm	Lumens (φ/nm)	λ (nm)	Power W [^] /nm	Lumens (φ/nm)	λ (nm)	Power W [^] /nm	Lumens (φ/nm)	λ (nm)	Power W [^] /nm	Lumens (φ/nm)	λ (nm)	Power W [^] /nm	Lumens (φ/nm)
360	0	NR	490	103	NR	620	846	NR	750	20	NR	880	0	NR
365	0	NR	495	130	NR	625	784	NR	755	17	NR	885	1	NR
370	0	NR	500	171	NR	630	720	NR	760	15	NR	890	0	NR
375	0	NR	505	221	NR	635	652	NR	765	13	NR	895	0	NR
380	0	NR	510	268	NR	640	587	NR	770	11	NR	900	0	NR
385	0	NR	515	313	NR	645	521	NR	775	9	NR	905	0	NR
390	0	NR	520	350	NR	650	461	NR	780	8	NR	910	0	NR
395	0	NR	525	381	NR	655	406	NR	785	7	NR	915	0	NR
400	0	NR	530	407	NR	660	353	NR	790	6	NR	920	0	NR
405	2	NR	535	435	NR	665	307	NR	795	5	NR	925	0	NR
410	4	NR	540	462	NR	670	264	NR	800	4	NR	930	0	NR
415	9	NR	545	496	NR	675	227	NR	805	4	NR	935	0	NR
420	20	NR	550	534	NR	680	196	NR	810	3	NR	940	0	NR
425	38	NR	555	582	NR	685	167	NR	815	3	NR	945	0	NR
430	69	NR	560	638	NR	690	144	NR	820	2	NR	950	0	NR
435	120	NR	565	700	NR	695	122	NR	825	2	NR	955	0	NR
440	193	NR	570	767	NR	700	103	NR	830	2	NR	960	0	NR
445	316	NR	575	836	NR	705	88	NR	835	2	NR	965	0	NR
450	469	NR	580	898	NR	710	74	NR	840	1	NR	970	0	NR
455	431	NR	585	947	NR	715	63	NR	845	1	NR	975	0	NR
460	264	NR	590	982	NR	720	54	NR	850	1	NR	980	0	NR
465	197	NR	595	997	NR	725	46	NR	855	1	NR	985	0	NR
470	155	NR	600	997	NR	730	39	NR	860	1	NR	990	0	NR
475	108	NR	605	978	NR	735	33	NR	865	1	NR	995	0	NR
480	90	NR	610	947	NR	740	28	NR	870	1	NR	1000	0	NR
485	92	NR	615	900	NR	745	24	NR	875	1	NR			

Summary

$R_f = 75.5$
 $R_g = 93.6$
 $CIE R_a = 71.7$
 $R_9 = -35.3$



Color Vector Graphics



Individual Sample Fidelity Index ($R_{f,i}$)

CES01 = 86	CES26 = 68	CES51 = 87	CES76 = 63
CES02 = 63	CES27 = 90	CES52 = 85	CES77 = 79
CES03 = 31	CES28 = 87	CES53 = 78	CES78 = 66
CES04 = 71	CES29 = 71	CES54 = 86	CES79 = 87
CES05 = 50	CES30 = 85	CES55 = 84	CES80 = 85
CES06 = 52	CES31 = 74	CES56 = 75	CES81 = 67
CES07 = 42	CES32 = 66	CES57 = 75	CES82 = 93
CES08 = 41	CES33 = 80	CES58 = 76	CES83 = 91
CES09 = 29	CES34 = 79	CES59 = 85	CES84 = 89
CES10 = 77	CES35 = 89	CES60 = 90	CES85 = 72
CES11 = 60	CES36 = 93	CES61 = 81	CES86 = 59
CES12 = 66	CES37 = 88	CES62 = 91	CES87 = 77
CES13 = 43	CES38 = 93	CES63 = 77	CES88 = 79
CES14 = 74	CES39 = 97	CES64 = 67	CES89 = 65
CES15 = 72	CES40 = 93	CES65 = 66	CES90 = 80
CES16 = 48	CES41 = 93	CES66 = 63	CES91 = 80
CES17 = 51	CES42 = 89	CES67 = 61	CES92 = 55
CES18 = 57	CES43 = 78	CES68 = 68	CES93 = 72
CES19 = 73	CES44 = 99	CES69 = 78	CES94 = 48
CES20 = 67	CES45 = 85	CES70 = 63	CES95 = 66
CES21 = 88	CES46 = 81	CES71 = 61	CES96 = 76
CES22 = 80	CES47 = 86	CES72 = 86	CES97 = 81
CES23 = 92	CES48 = 74	CES73 = 56	CES98 = 76
CES24 = 91	CES49 = 79	CES74 = 93	CES99 = 64
CES25 = 73	CES50 = 86	CES75 = 66	



Color Rendition by Hue-Angle Bin



Measure Comparisons



(END OF REPORT)